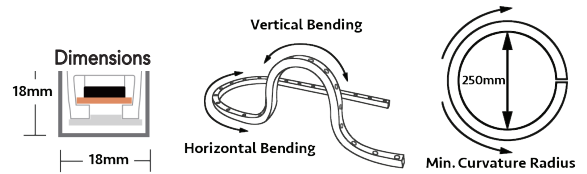
















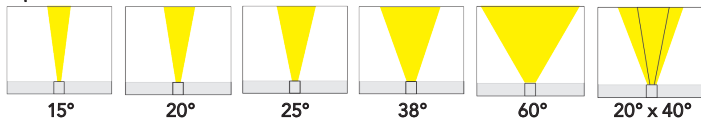


# TPR KurveFlex™ Flexible LED Wall Grazer

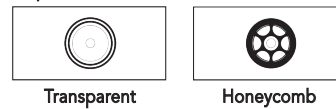


 Ansi C78.377	 SDCM<3	 One Bin	 Dimmable	 UL
 Ambient Temp	 LM-80	 IK08	 UV Resistant	 Saltwater Resistant
 Flame Resistant	 Solvents Resistant	 CE	 RoHS	 3 year warranty

## Optional LENS Distribution










## Optional Cover:



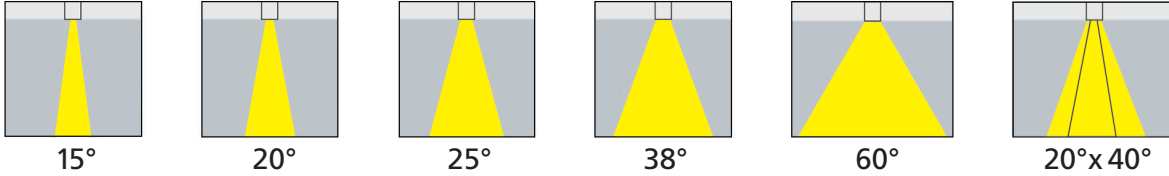
## Technical Parameters

Electrical	
Input Voltage	24V DC
Power Consumption	18W/m
Physical	
LED Count	24 LEDs/m (7 per ft.)
Cutting Unit	6 LEDs (9.8")
Cutting Unit Length	250mm (9.8")
Mini. Curvature Radius:	250mm (9.8")
Output	
LED Light	Epistar SMD LED 3535
CRI	>80 (16ft.)
Max Length	5 M
Optional Lens	15°, 20°, 25°, 38°, 60°, 20°x40°
Lumen Maintenance	70,000 Hours L70 @ 25°C 50,000 Hours L70 @ 50°C
Lumens per ft	25° 3000K 365 lumens
Temperature Ranges	
Installation	0°C to 50°C
Operating	-40°C to 55°C
Dependability	
Warranty	3 Years Warranty
IP Rating	IP68

Optional Color	
	2700K(2725±145K)
	3000K(3045±175K)
	3500K(3465±245K)
	4000K(3985±275K)
	5000K(5029±283K)
	Green(520-530nm)
	Blue (455-465nm)

# TPR KurveFlex™ Flexible LED Wall Grazer

## Beam Spreads



## Ordering Code

TPR-KFLWG - - 3000K - E - 15 - A

Product No. \_\_\_\_\_

Quantity of Units (increments of six units) \_\_\_\_\_

CCT & Color \_\_\_\_\_  
 2700K, 3000K, 3500K, 4000K, 5000K, Green, Blue

Feed Type \_\_\_\_\_  
 (E) End (B) Bottom

Lens Distribution \_\_\_\_\_  
 15°, 20°, 25°, 38°, 60°, 20°x40°

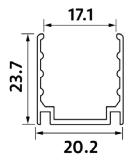
Cover Styles \_\_\_\_\_  
 A=Standard B=Honeycomb

## Mounting Options

Aluminum Mounting Channel




TPR-KFLWG-MT

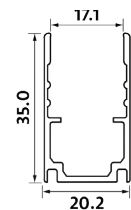


Dimensions  
Unit: mm

Aluminum Mounting Channel  
with Wire Raceway



TPR-KFLWG-MTWR

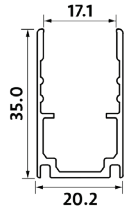



Dimensions  
Unit: mm

Mounting Options continued on next page.

## Mounting Options (continued)

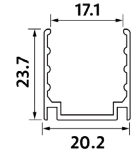
### Flexible Aluminum Mounting Channel



Dimensions  
Unit: mm

TPR-KFLWG-MTF

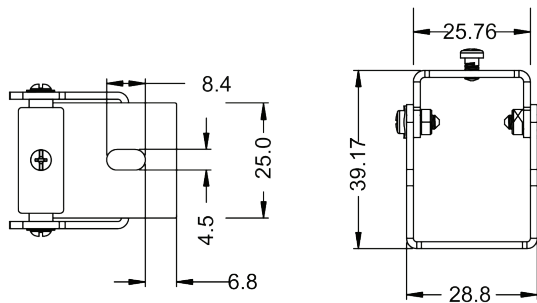

### Mounting Clip



Dimensions  
Unit: mm

TPR-KFLWG-MC

### Angle Adjustable Bracket

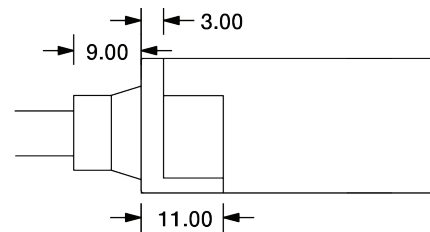
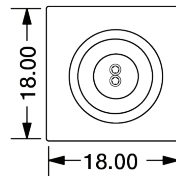



Dimensions  
Unit: mm

TPR-KFLWG-AB

## Feed Options: Molded Injection Connectors (IP68 Factory Assembly Only)

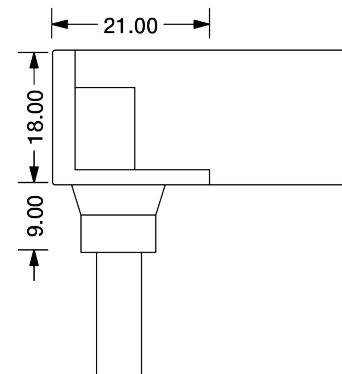
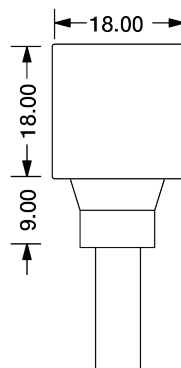
### End Entry Connector



Dimensions  
Unit: mm

TPR-KFLWG-EC

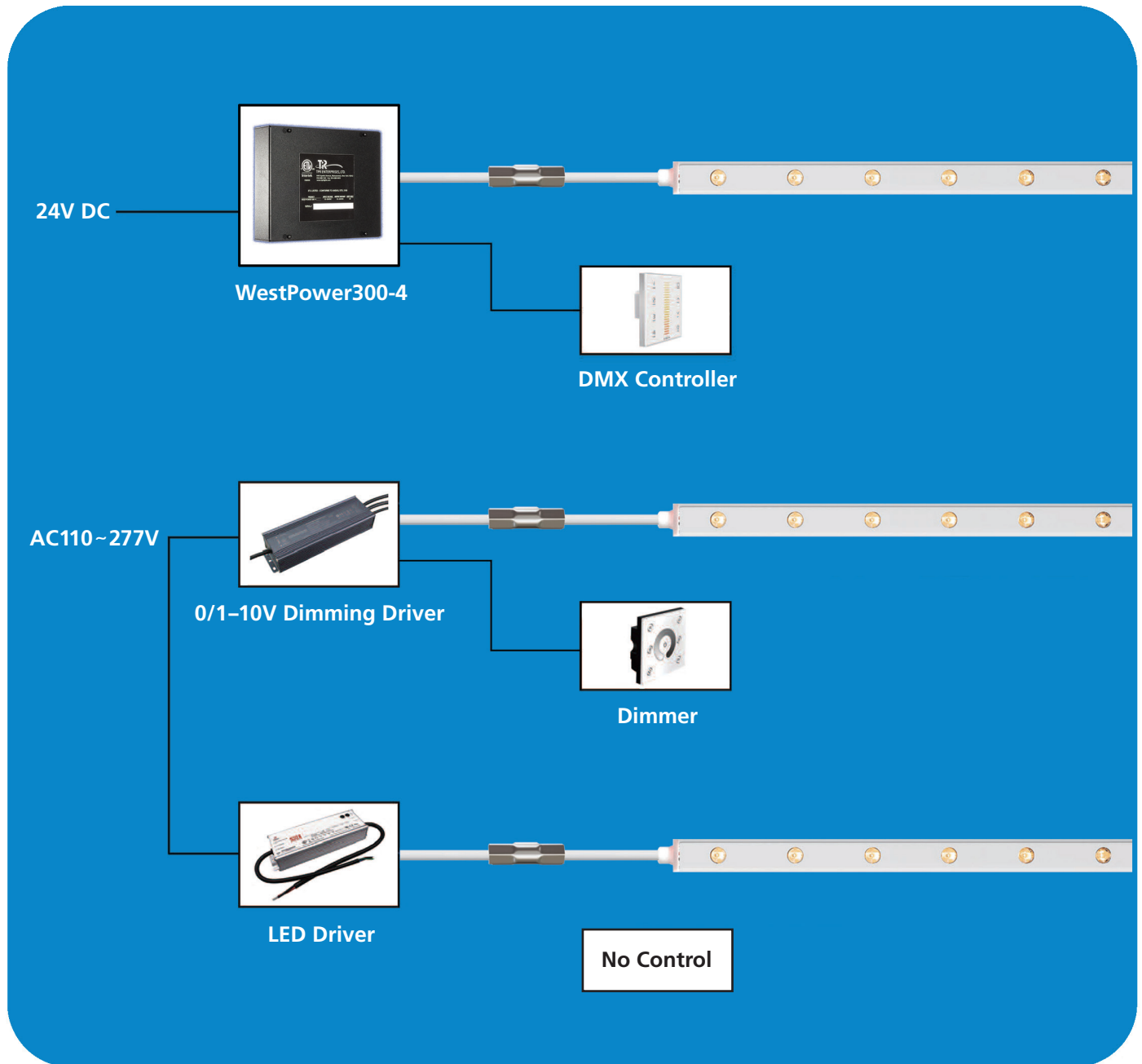
### Bottom Entry Connector



TPR-KFLWG-BC

# TPR KurveFlex™ Flexible LED Wall Grazer

## Typical Wiring and Control Options



## Accessories

TPR-KFLWG-MC – Mounting Clip

TPR-KFLWG-AB – Adjustable Bracket

TPR-KFLWG-MT – Aluminum Mounting Channel,  
1 meter

TPR-KFLWG-MTWR – Aluminum Mounting Channel  
with Wire Raceway, 1 meter

TPR-KFLWG-MTF – Flexible Mounting Channel